

Medical Perspective on Abortion



When does life begin?

Dr. Bill Morehouse



In the beginning

- God created the heavens and the earth.
- And the earth was formless and void, and there was darkness over the surface of the deep; and the Spirit of God was moving over the surface of the waters.
- Then God said, “Let there be light”; and there was light.



Creation of the Universe

- Big Bang – “Let there be light”
 - Expansion and consolidation of dimensions
 - Second Law of Thermodynamics
 - Laws of physics “compossible with life”
 - A Scientist argues with God
- Creation of Life by Accident
 - Order vs. Complexity
 - Staggering information generation problem



Compossible with life

Because the formation of life requires the formation of a universe compossible with life, the case against accident as an explanation for life is satisfied completely by an examination of the probabilities involved in the fine tuning of particle astrophysics without regard to the issues raised by molecular biology. When one *couples* the probabilities in physics against an accidental universe compossible with life with the molecular biological and pre-biological probabilities against the formation of the first form of life from inert matter, the compounded calculation wipes the idea of accident entirely out of court.

Dean L. Overman, attorney and scholar



God and the Astronomers

The Astrophysicist's Nightmare

“For the scientist who has lived by his faith in the power of reason, the story ends like a bad dream. He has scaled the mountains of ignorance; he is about to conquer the highest peak; as he pulls himself over the final rock, he is greeted by a band of theologians who have been sitting there for centuries.”

Robert Jastrow, agnostic astronomer



An addition to your bookshelf

**A Case Against Accident
and Self-Organization**

by Dean L. Overman

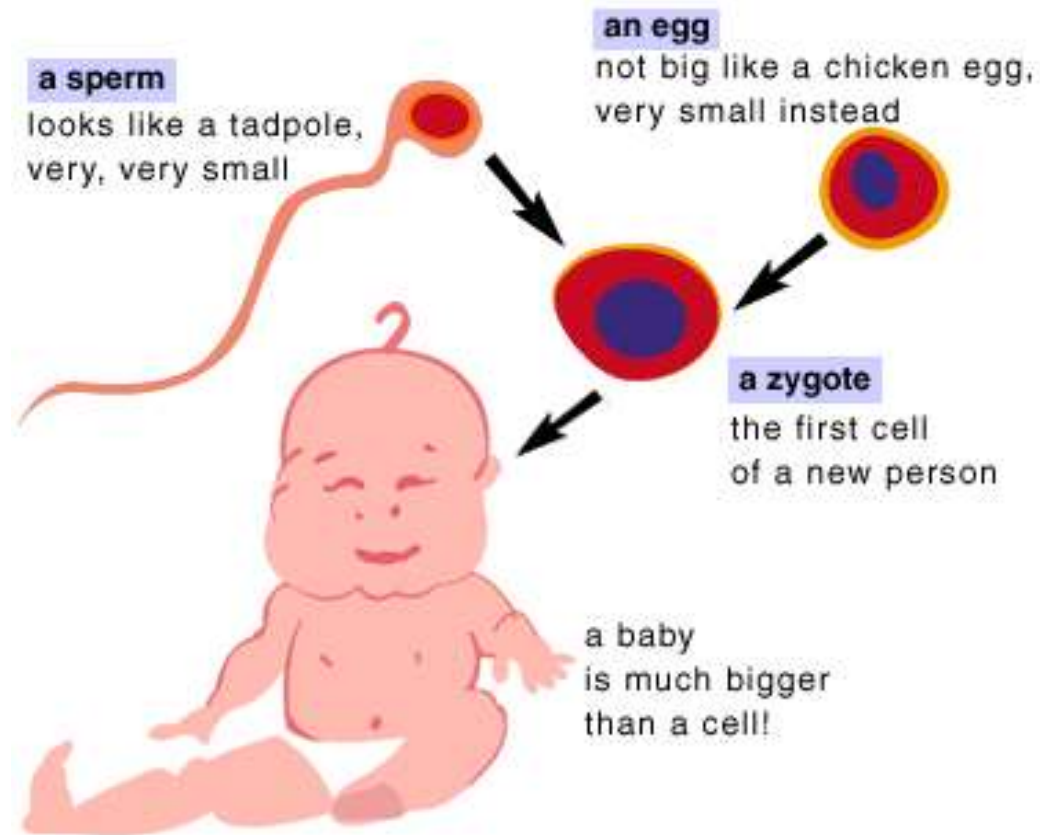
Rowman & Littlefield, 2001

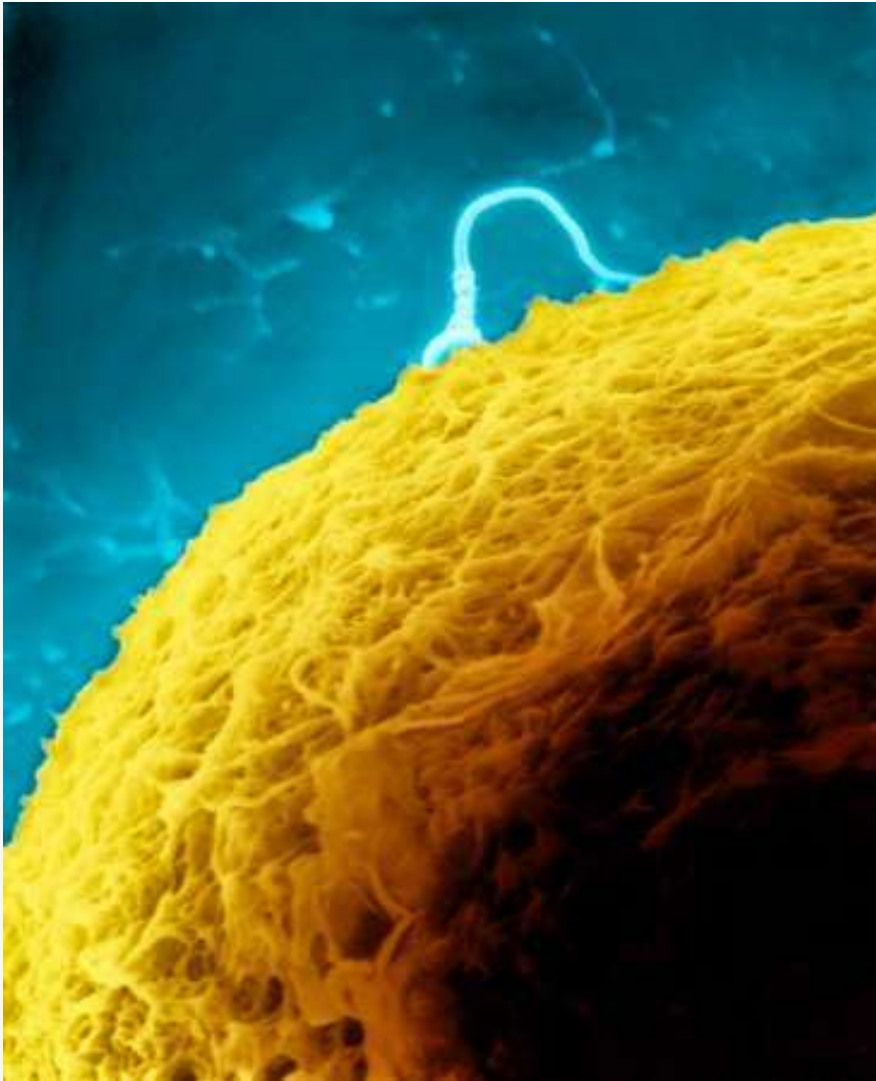


Then God said,

- “Let us make man in our image, according to our likeness; and let them rule over the fish of the sea and over the birds of the sky and over the cattle and over all the earth, and over every creeping thing that creeps on the earth.
- And God created man in his own image, in the image of God he created him; male and female he created them.

The old math: $1 + 1 = 1$





Egg &
Sperm
coming
together



The Incredible Cell

“Perhaps in no other area of modern biology is the challenge posed by the extreme complexity and ingenuity of biological adaptations more apparent than in the fascinating new molecular world of the cell. To grasp the reality of life as it has been revealed by molecular biology, we must magnify a cell a thousand million times until it is twenty kilometers in diameter and resembles a giant airship large enough to cover a great city like London or New York. What we would then see would be an object of unparalleled complexity and adaptive design.



Supreme and bewildering

“On the surface of the cell we would see millions of openings, like the port holes of a vast space ship, opening and closing to allow a continual stream of materials to flow in and out. If we were to enter one of these openings we would find ourselves in a world of supreme technology and bewildering complexity... It is the sheer universality of perfection, the fact that everywhere we look, to whatever depth we look, we find an elegance and ingenuity of an absolutely transcending quality, which so mitigates against the idea of chance...

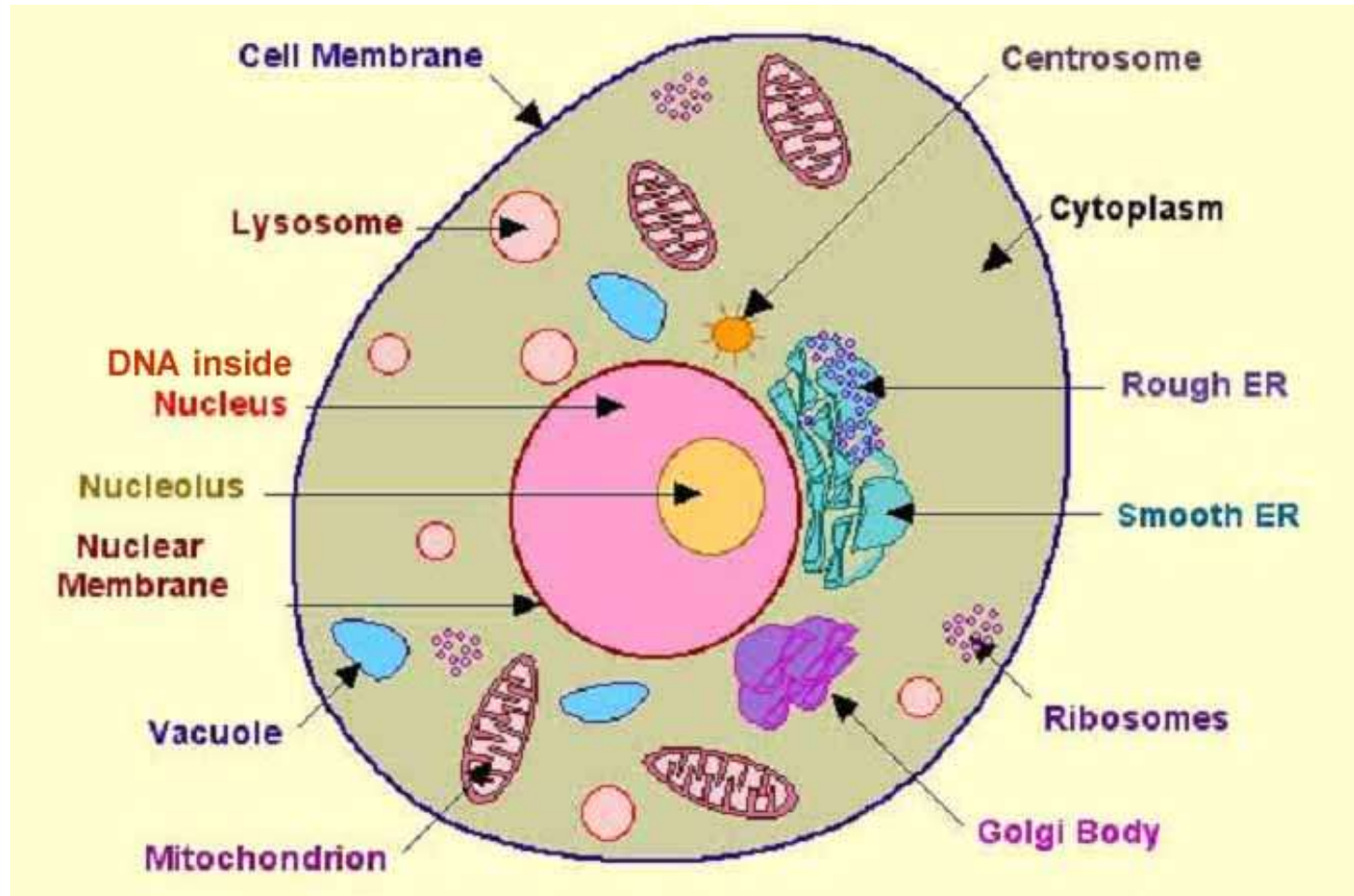


Complex beyond our capacities

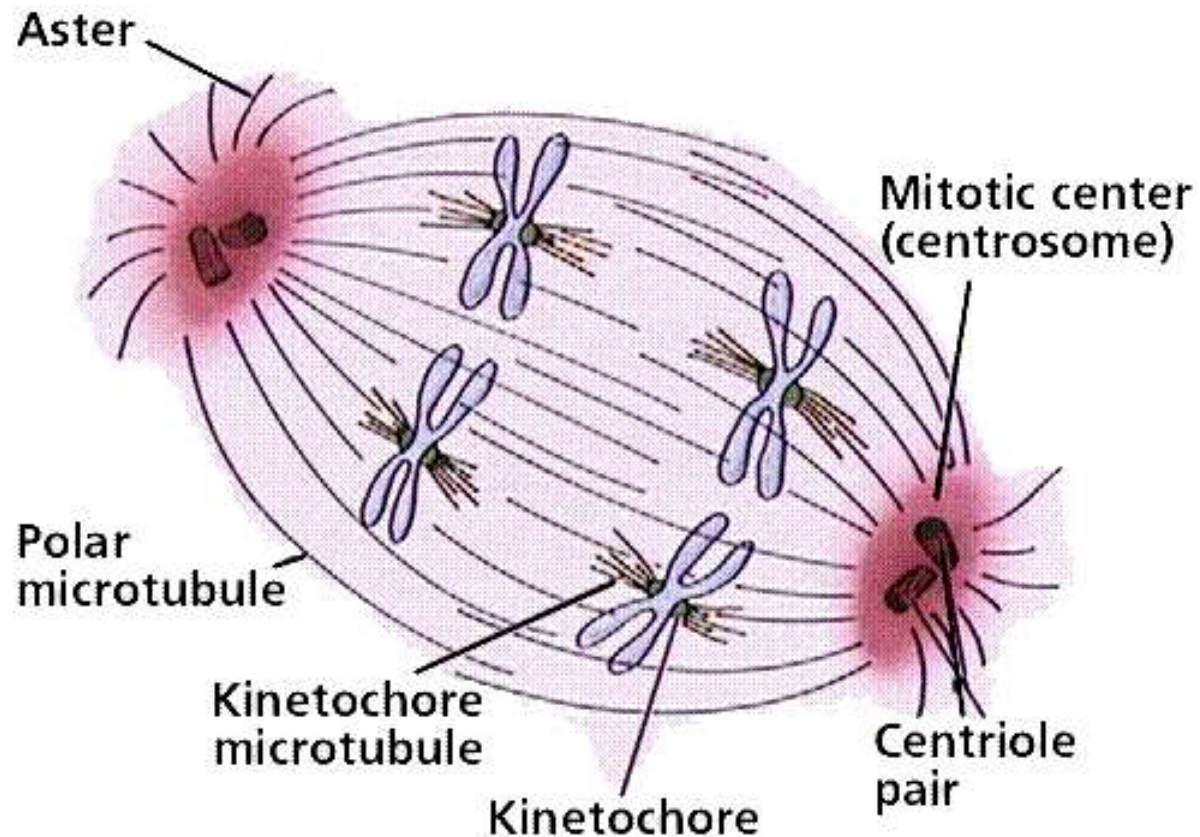
“Is it really credible that random processes could have constructed a reality, the smallest element of which—a functional protein or gene—is complex beyond our own creative capacities, a reality which is the very antithesis of chance, which excels in every sense anything produced by the intelligence of man?”

Michael Denton - Wistar Institute Symposium, 1966

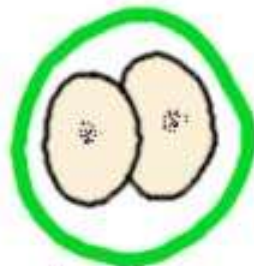
Interior view of a cell



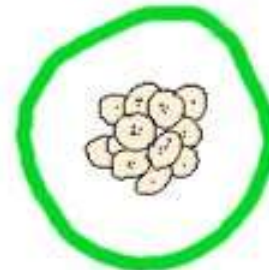
Chromosomal division



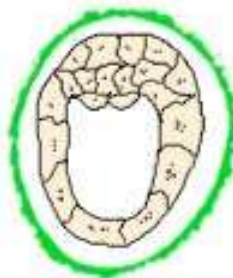
Week 1 - Early stages



2-cell stage



morula

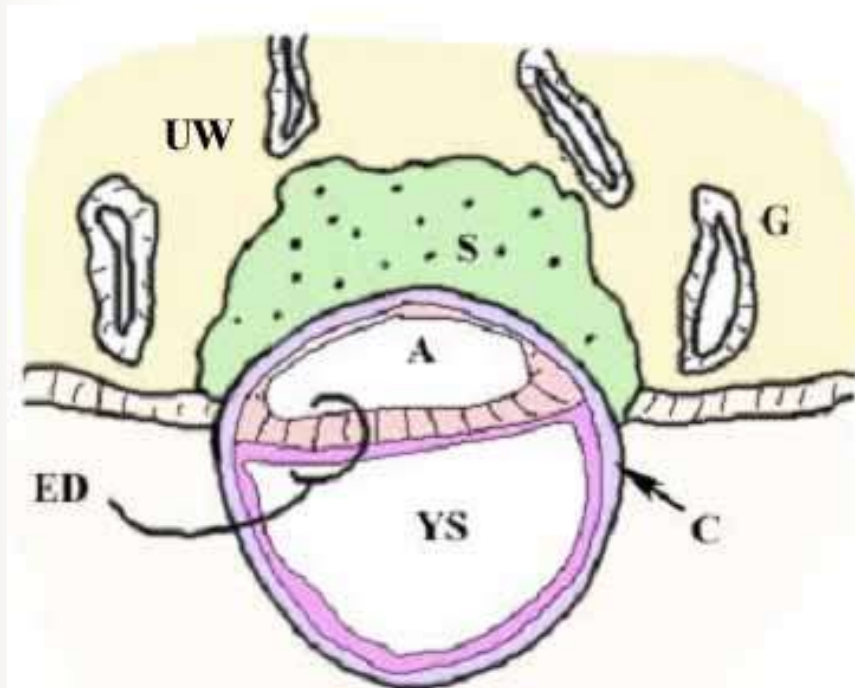


early blastocyst



late blastocyst

Week 2 - Implantation



A - amniotic cavity

C - cytotrophoblast

ED - embryonic disc

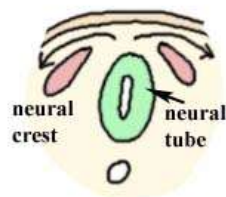
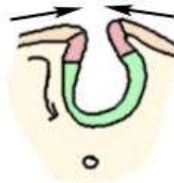
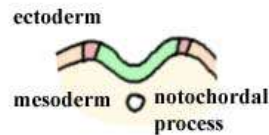
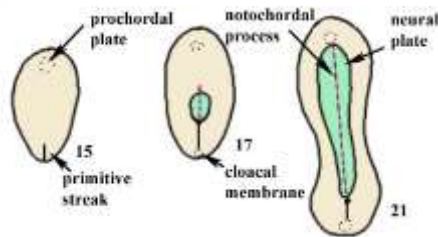
G - glands

S - syncytiotrophoblast

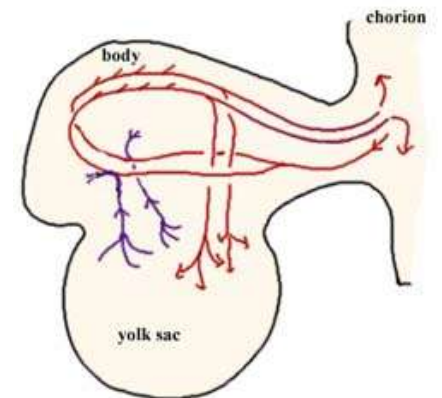
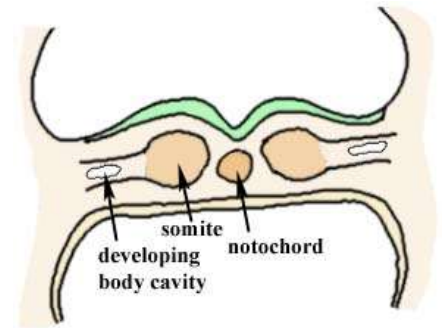
UW – uterine wall

YS - primary yolk sac

Embryo at 3+ weeks



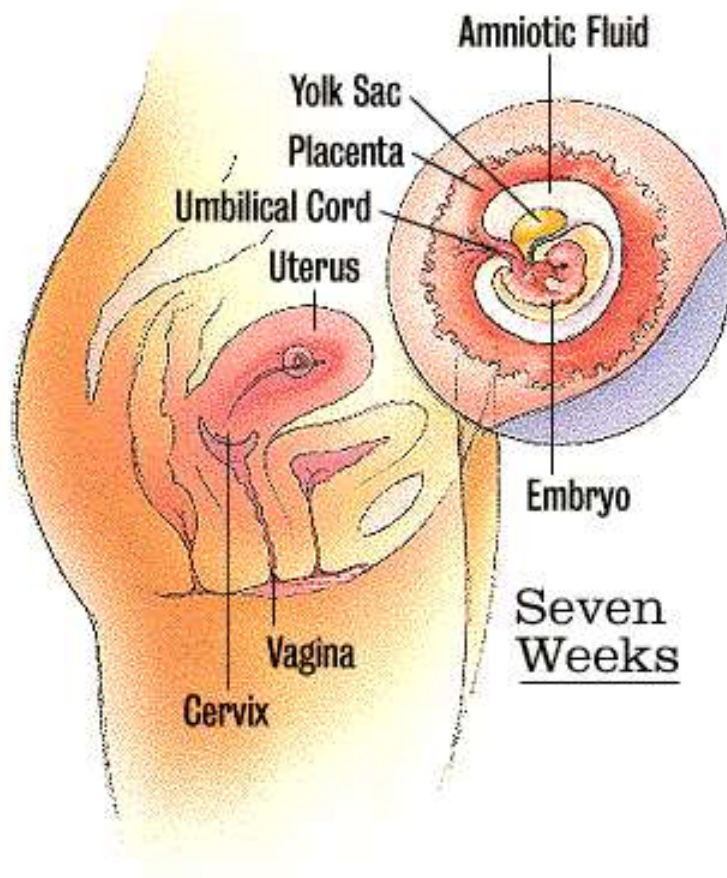
During these critical weeks an embryo is formed and undergoes a **transformation** in which all of the body systems begin to take shape: brain, spinal cord, heart, lungs, digestive organs, limbs, etc.



Embryo at 6 weeks

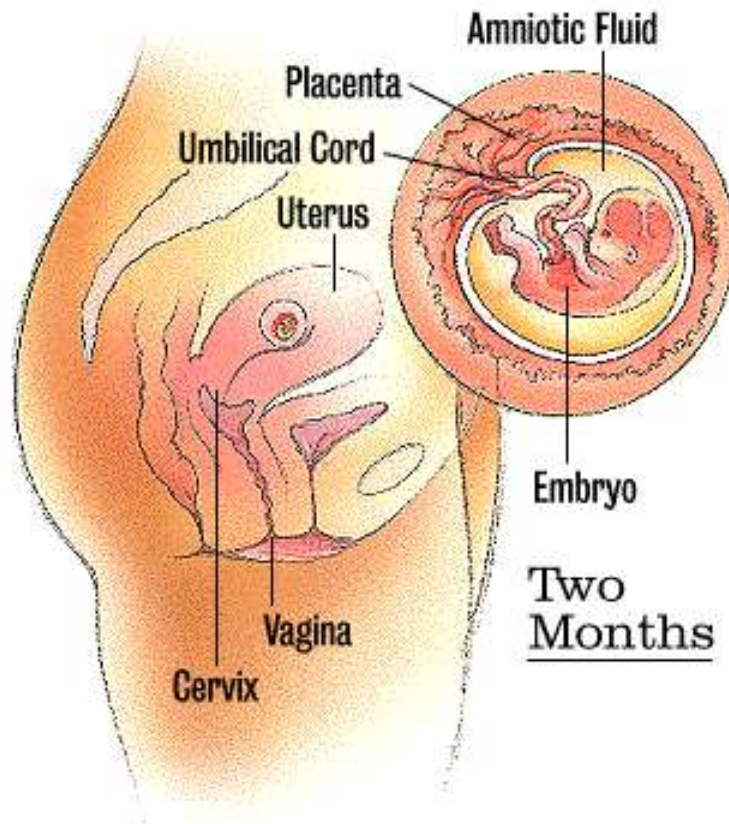


Embryo at 7 weeks



By seven weeks, the egg and sperm have developed into an **embryo** about the size of a **raspberry** that has a tiny beating heart. The baby will be growing very fast in the next few weeks.

Embryo at 2 months

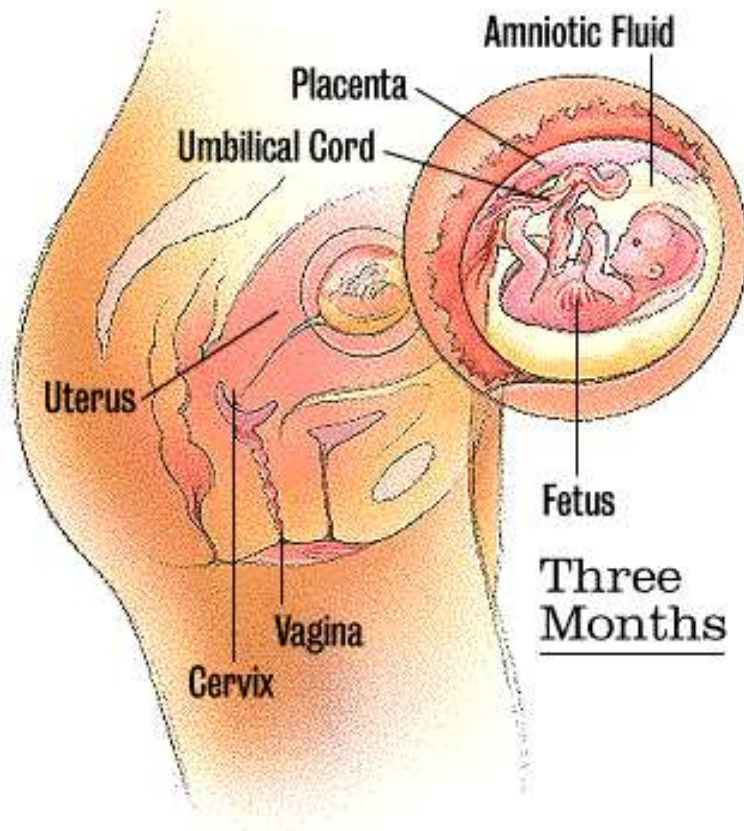


The baby is now about the size of a **kidney bean** and is constantly moving and shifting. Her arms and legs may be long enough to meet in front of her body, and she has distinct, slightly webbed fingers.

A little person

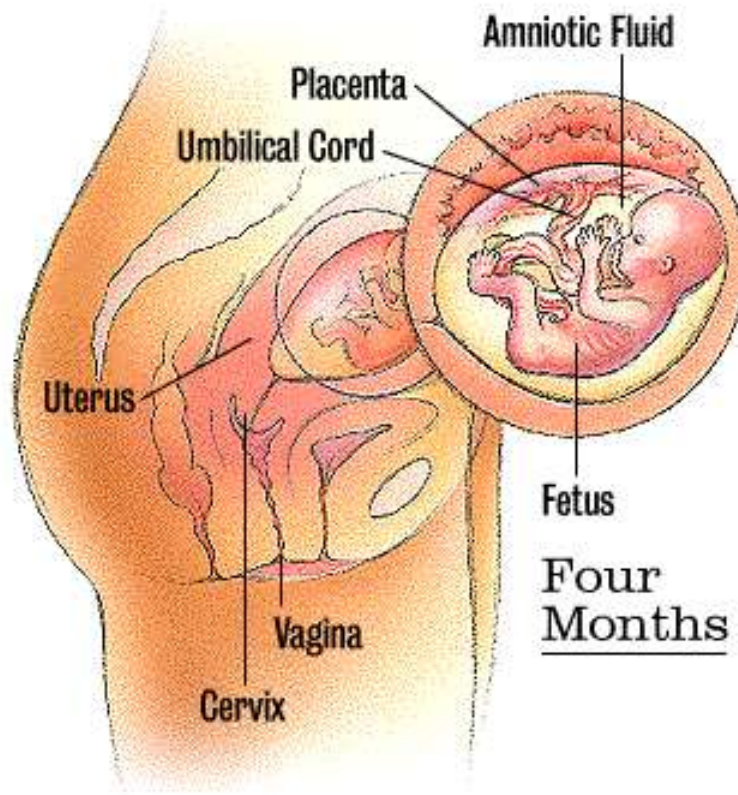


Fetus at 3 months



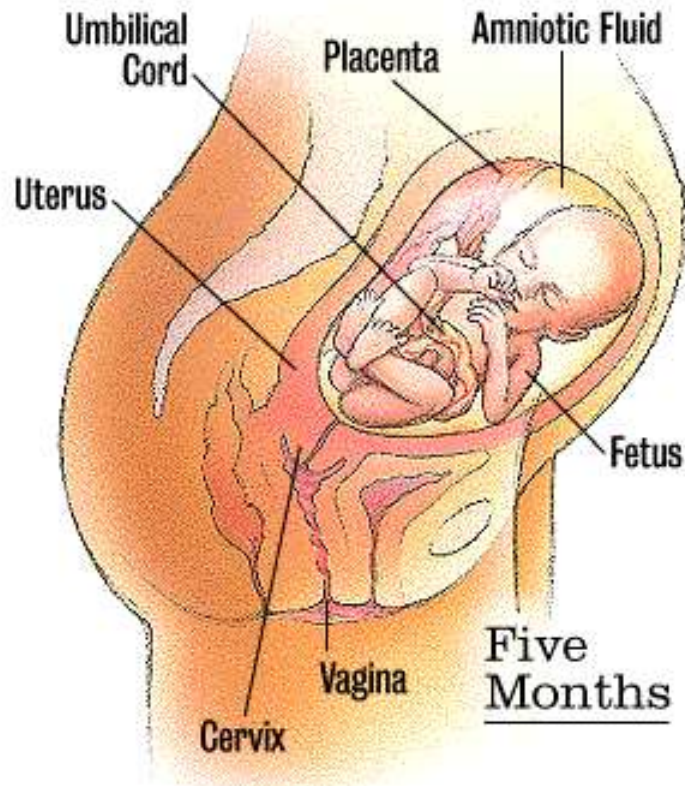
The baby is now about **2 inches long**. His fingers and toes have separated and he has begun swallowing and **kicking**. The basic structures of all his organs are in place and beginning to function.

Fetus at 4 months



The baby is now about 4-5 inches long - the size of an avocado. Her heart is pumping about **25 quarts of blood** each day and her body is covered with a layer of downy hair called *lanugo*.

Fetus at 5 months

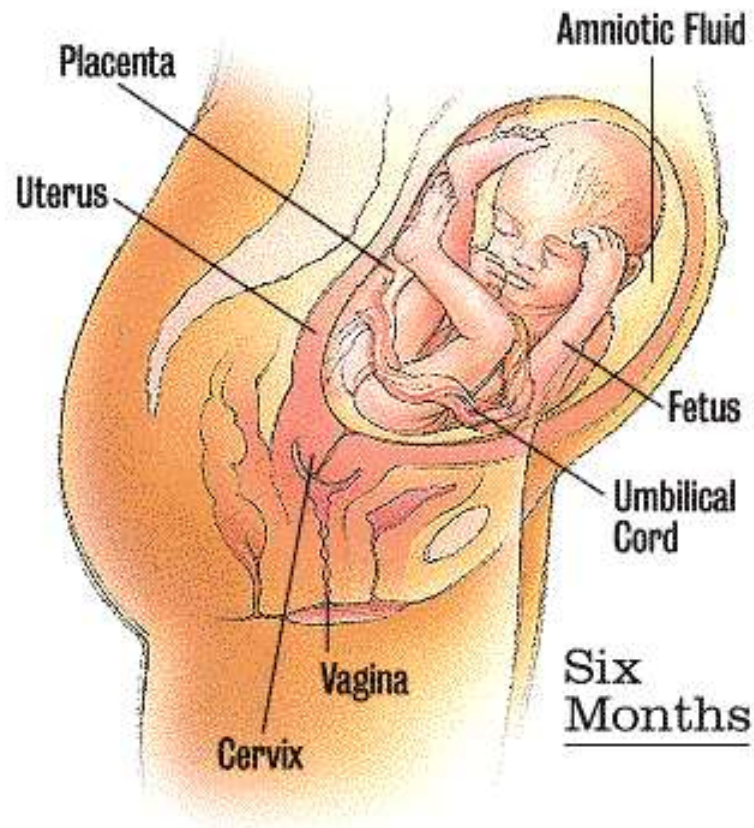


A creamy, white substance called *vernix* protects the baby from his long immersion in amniotic fluid. He's **swallowing** more and giving his digestive system a workout. During an ultrasound, you might see him **sucking his thumb**.

T

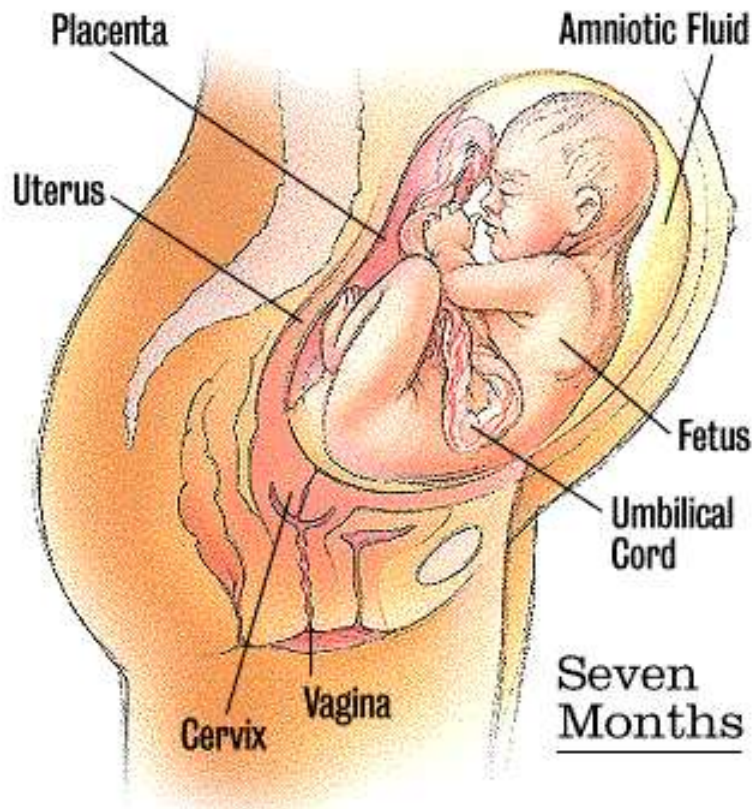


Fetus at 6 months



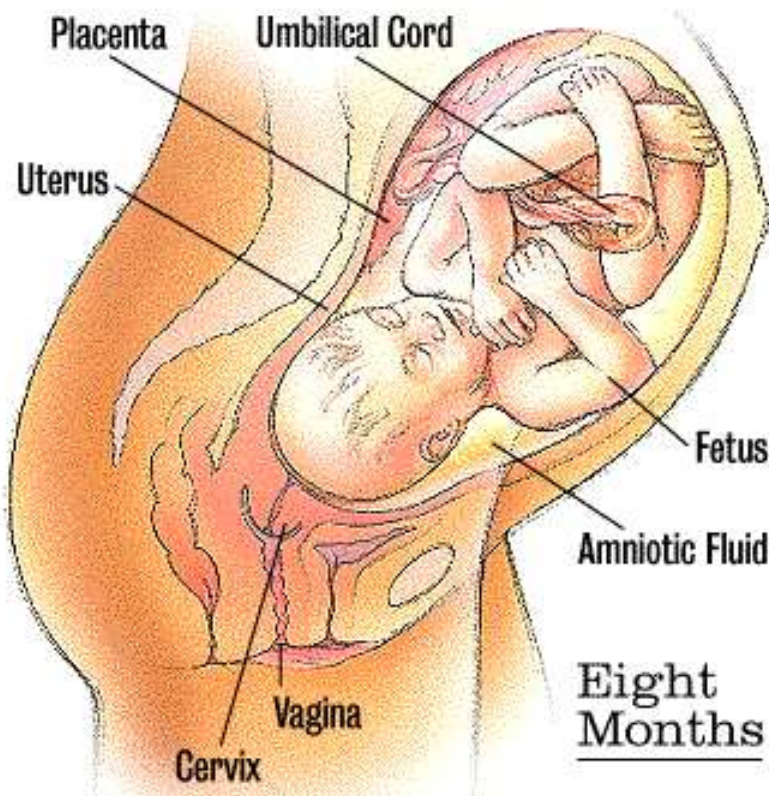
The baby is viable now, and Mom has started to feel her moving. She's nearly **a foot long** and weighs more than a pound. Her red, translucent skin is wrinkled and her **lips, eyebrows, and eyelids** are distinct.

Baby at 7 months



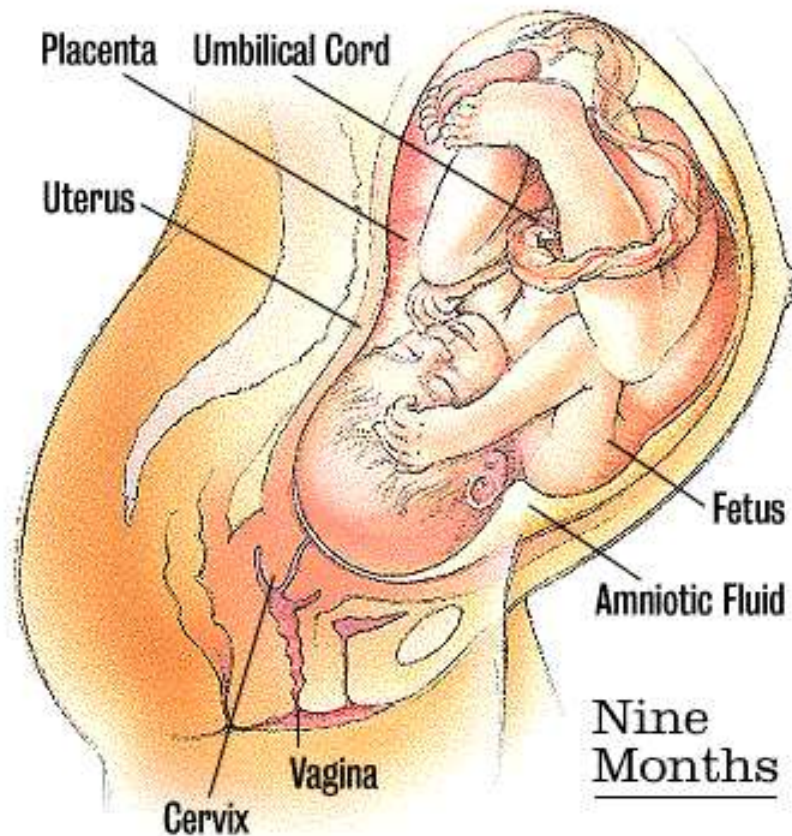
The baby weighs more than 2 pounds and looks more like a newborn. His body is well formed. **Fingernails** are starting to cover his fingertips. He can now open and close **his eyes** and may turn toward a source of bright light.

Baby at 8 months



The baby may weigh **almost 4 pounds** and have hair or **peach fuzz** on her head now. She's gaining about half a pound per week and is probably turned head-down already in preparation for birth.

Baby at 9 months



Most of the baby's bones have hardened, although his skull is still pliable. He's shedding most of the downy covering of hair as well as the creamy *vernix* that covered his body. He'll spend the next few weeks just putting on weight.



How we were made

For you created my inmost being; you knit me together in my mother's womb. I praise you because I am fearfully and wonderfully made; your works are wonderful, I know that full well. My frame was not hidden from you when I was made in the secret place. When I was woven together in the depths of the earth, your eyes saw my unformed body. All the days ordained for me were written in your book before one of them came to be.

Psalm 139.13-16

da Vinci



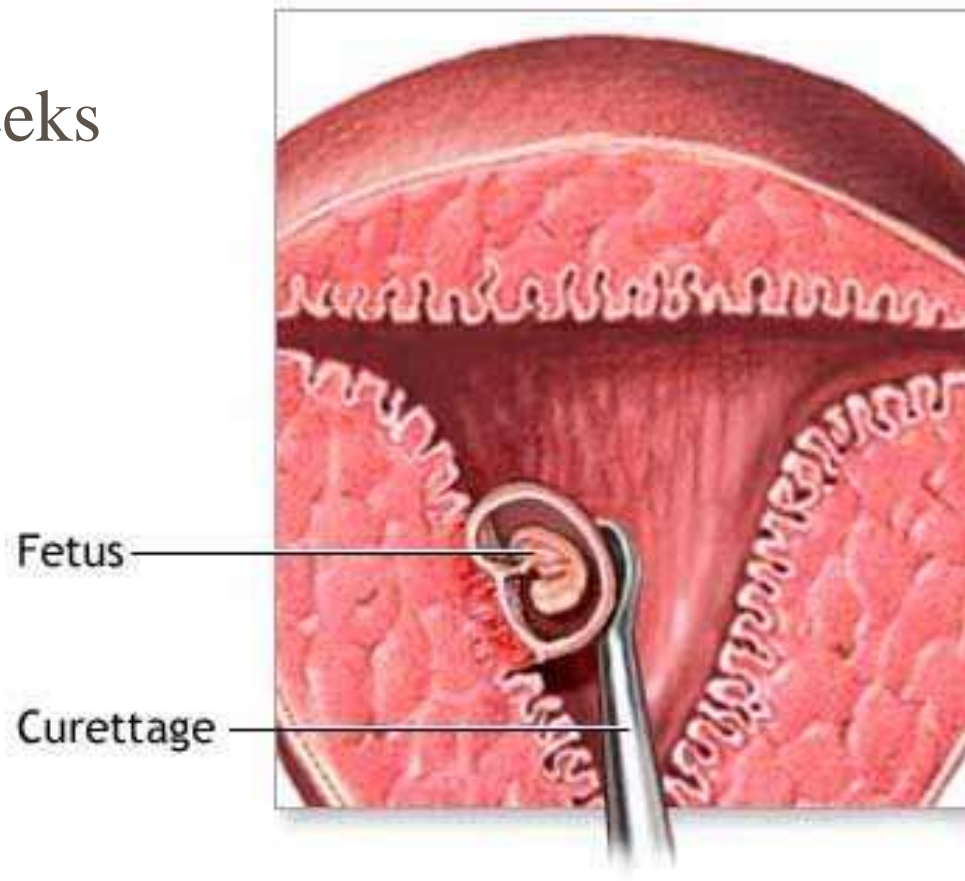


Abortion Methods

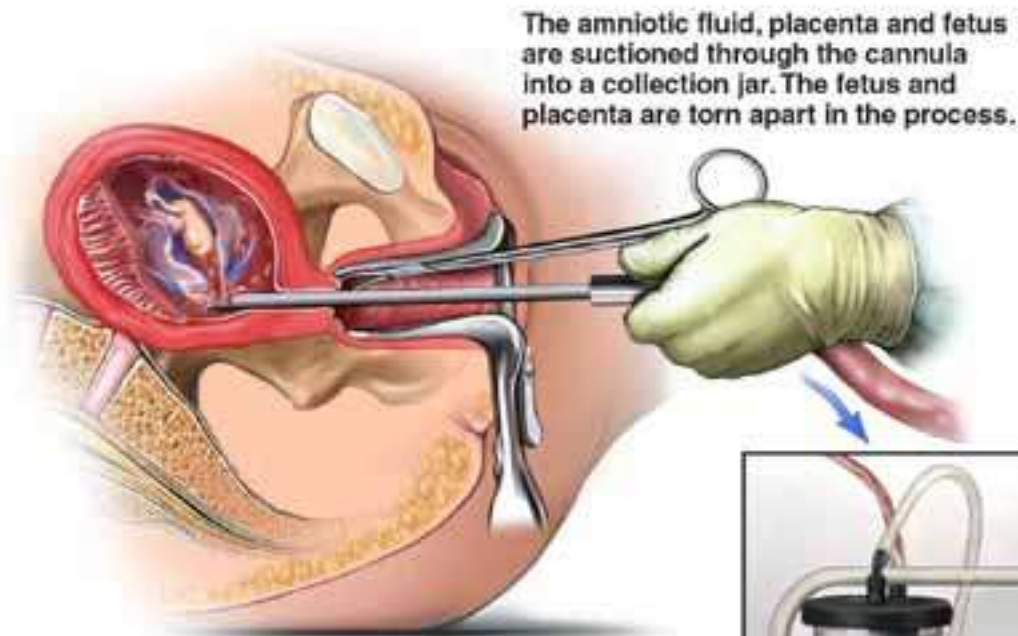
- IUD, “EC” (morning after) and some BCPs?
- RU-486 Pill
- Menstrual Extraction
- Dilation & Curettage (D&C)
- **Suction Aspiration**
- Dilation and Evacuation (D&E)
- Partial Birth Abortion (D&X)
- Saline/Urea Injection
- Prostaglandin Abortion
- Hysterotomy, Early C-section
- Hysterectomy

D&C abortion procedure

6-8 weeks



Suction aspiration procedure



Collection jar for blood, amniotic fluid, placental tissue, and fetal parts



8-12 weeks



Death of the fetus

Q. When you perform an abortion by the suction curettage method does it ever happen that a portion of the fetus is extracted from the uterus while the fetus is still alive?

A. Yes.

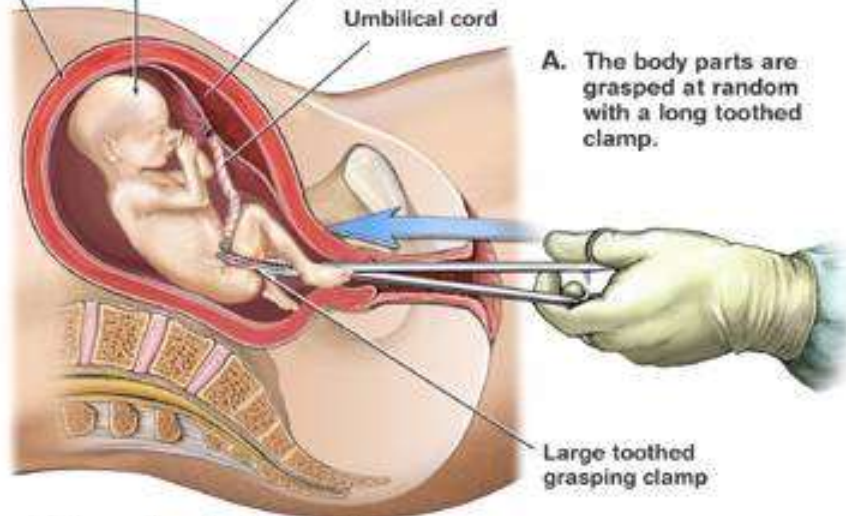
Q. And how does that happen?

A. Well, when we do a suction curettage abortion, you know, roughly one of three things is going to happen during the abortion. One would be is that the catheter as it approaches the fetus, you know, tears it and kills it at that instant inside the uterus. The second would be that the fetus is small enough and the catheter is large enough that the fetus passes through the catheter and either dies in transit as it's passing through the catheter or dies in the suction bottle after it's actually all the way out.

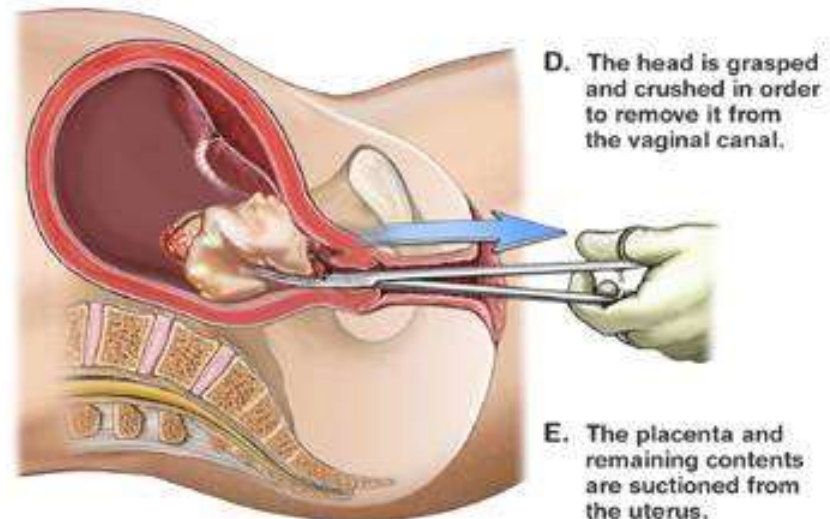
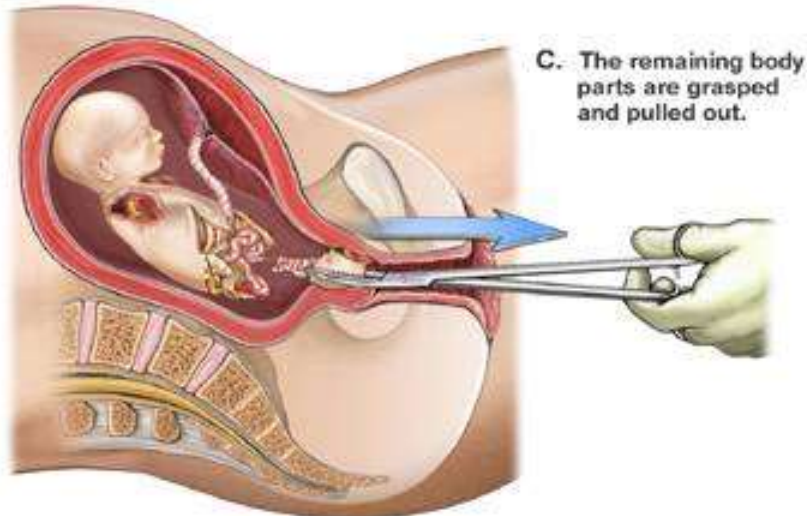
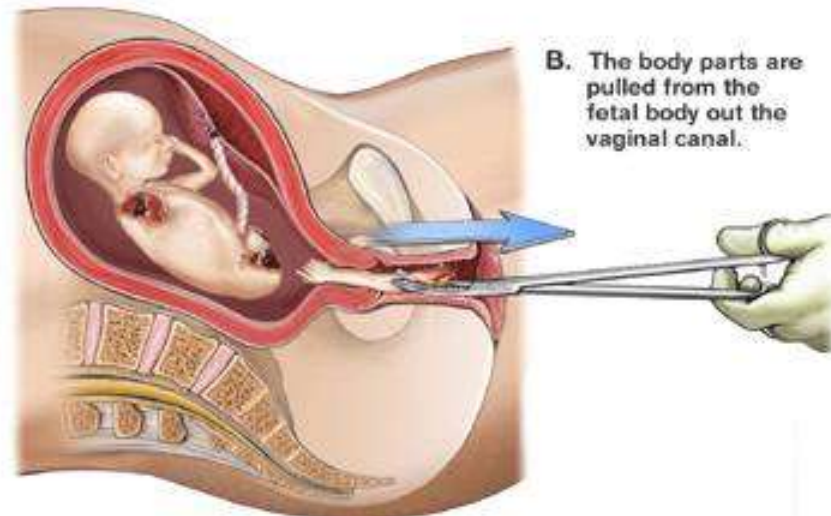
Dr. Martin Haskell

Dilation and Evacuation Abortion (D&E) of a 23 Week Old Fetus

Uterus 23 week fetus Placenta
Umbilical cord



Cut-away view of mother's pelvis



D&X Partial birth abortion – 1



D&X – 2



D&X – 3



D&X – 4



D&X – 5





Is this really happening?

- Are we really so blind and uncaring?
- Accountability to our Creator
- Pray for wisdom and insight.
- Pray for conviction and repentance.
- Pray for apathy to be overcome.
- Pray for support for all whose lives are threatened and for those who are reaching out to them in Jesus' Name.

God bless you!



www.embracingoptions.org